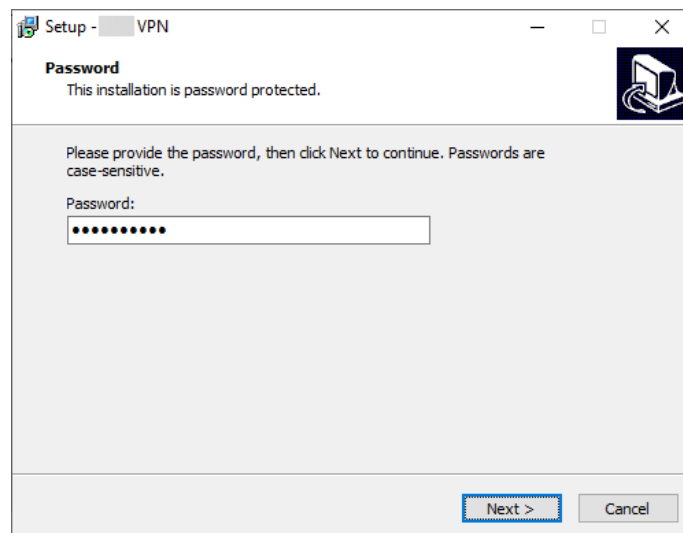


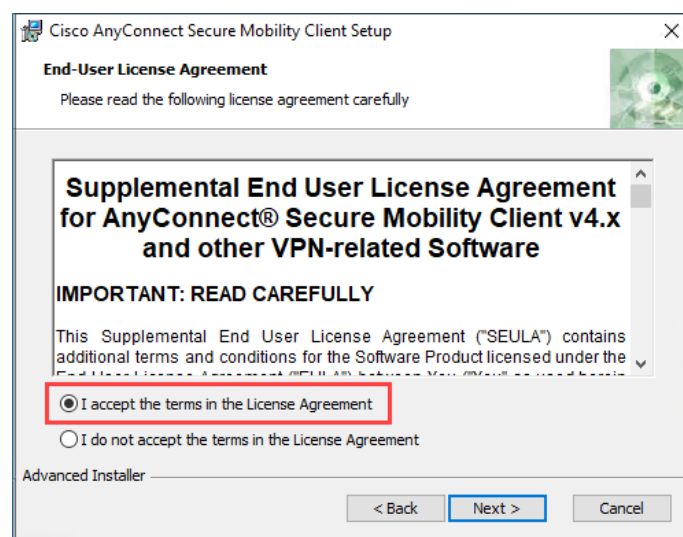
# Installation Guide for the Keyloop Cisco VPN Client

Download the installation file from <https://www.cdkinfo.dk/en>

1. Run the downloaded file "**Setup.exe**"
  - Enter the provided password – **The Password is in the mail you received from Keyloop.**
  - Press "**Next**"



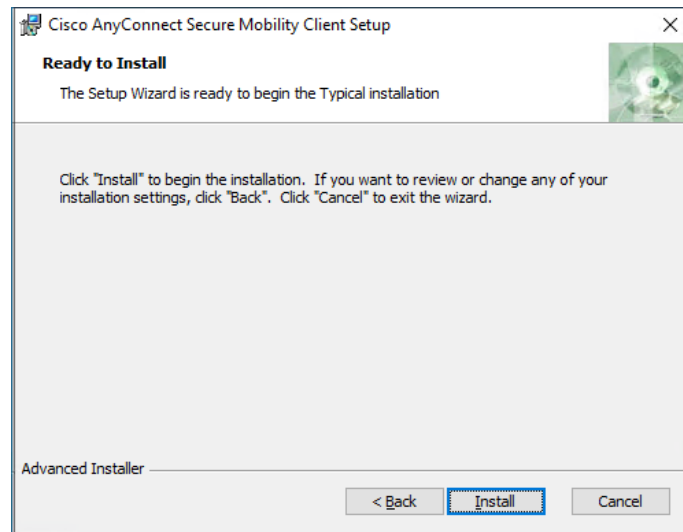
2. Press "**Install**"
3. Press "**Next**"
4. Select "**I accept the terms in the License Agreement**"
  - Press "**Next**"



# Installation Guide for the Keyloop Cisco VPN Client

---

5. Press **Install**



6. Press **Finish**

VPN Client is now ready for use

*The PC might have to be rebooted in order for the VPN Client to work.*

For use of the VPN Client, see the document **“First time use”**